



We safeguard your raw materials



Silo portfolio

We meet every **customer need**, offering lucrative and **lifelong reliable** bulk storage **solutions**.





WORLDWIDE

- Lokale forhandlere
- Kundetilpasninger
- Priser fra kr. 4.240
- Høj servicegrad



JUST IN TIME

- Flexibel produktion
- Certificeret stål
- Statiske beregninger
- CE-dokumentation



KOMPAKT KIT

- Lave fragtomkostninger
- Montering: 2 mænd - 2 dage
- Varmebehandlet træemballage
- Sprogneutrale monteringsvejledninger



MODUL SILOER

- Komplette løsninger
- Store kapaciteter
- Optimal udnyttelse af plads
- Fra 0,14 m³ til 91 m³

BM Silo story - 50 års erfaring og ekspertise

BM Silo udspringer af en succesfuld historie som begyndte med håndbyggede kvalitets siloer. I dag møder BM Silo alle kunders behov for fleksible, pålidelige og holdbare opbevaringsløsninger, produceret på en fuldautomatisk robotlinje. BM Silo blev grundlagt i 1965 i den lille by Tvis i Danmark. Det familieejede BM Silo begyndte at eksportere siloer til Skandinavien og Tyskland i 1970 og udviklede sig til en Global virksomhed, der i dag leverer siloløsninger til tilfredse kunder over hele verden. BM-siloer kan opbevare alle typer tørre materialer såsom korn, pulver, mel, kaffe, granulater, piller og dyrefoder m.m. Alle siloer er fremstillet af certificeret stål og er designet samt statisk beregnet efter EUROCODES 1998-1. Siloerne er CE-godkendte, EN1090 certificeret og kan forberedes til ATEX godkendelse under alle forhold.

Table of content

01 Agro Silo

02 Modular Silo

03 HD Modular Silo **NEWS**

04 Outdoor Modular Silo

05 Clean Silo

06 Mineral Silo

07 Auger Silo

08 Accessories



01 Agro Silo - recognized for its superior quality

Galvanised sections provide long-life durability, ensuring good internal hygiene and optimum silo discharge. The panels can resist high-pressure cleaning.

The modular system is flexible, offering various combinations and the sections are ready for easy on-site assembly.

Installation in existing buildings is easy, as all silo parts can pass through a standard doorway.

The silo discharge flanges are 300x300 mm with a shut-off slide and fit BM auger feed units or any customized transition as optional.

The bottom cone is available with 45° or 60° angles. The 45° cone is suitable for easy-flowing materials such as feed pellets, grain and wood pellets. The 60° is the perfect choice for flow challenged materials.

The standard leg length is allowing most standard feed system inlets and augers to be fitted under the silo. If a different discharge height is required, the silo can be delivered with another set of legs. Standard legs are ranging from 100 cm to 300 cm in increments of only 10 cm.

Standard equipment - The Agrosilo is supplied with an inspection door, inspection window, a manually operated shut-off slide and a steel cover.

Injection unit complete with tanker connection flange, piping, filter box and filter bag can also be supplied with the silo as standard.

Optional equipment as level sensors, vibrators and connecting pieces for augers and feed system inlets can be delivered.

Applications:

Agrosilo is the perfect choice for bulk storage of your crops such as wheat, barley, oats, but also meal feed or pellets.



**All our silos are industrial design protected
All rights reserved



Product assortment:

Measurements mm	Height m	Contents m ³	Load metre	Indicative installation hours for 2 persons
1050 x 1050	1.20 - 6.24	0.14 - 4.79	0.50	3.5 - 9
1300 x 1300	1.20 - 6.24	0.28 - 7.75	0.82	3.5 - 9.5
1550 x 1550	1.55 - 6.60	0.50 - 11.47	0.93	3.5 - 11
2050 x 2050	1.56 - 7.10	1.23 - 21.29	1.26	4 - 15
2550 x 2550	1.86 - 7.60	2.45 - 34.49	1.60 - 2.65	6 - 21
3000 x 3000	2.06 - 7.90	4.06 - 49.42	2.10 - 3.15	6 - 22



02 Modular Silo - the original

Galvanised sections provide long-life durability, ensuring good internal hygiene and optimum silo discharge. The panels can resist high-pressure cleaning.

The modular system is flexible, providing various combinations and the sections are ready for easy on-site assembly.

Installation in existing buildings is easy, as all silo parts can pass through a standard doorway.

The bottom cone is available with two different angles. The 45° cone is suitable for easy-flowing materials. The discharge measures 300x300 mm and has one shut-off slide. The 60° cone is the perfect choice for materials with flow challenges such as mixed feed and soybean meal. The discharge flange is 500x500 mm and have two shut-off slides measuring 250x500mm.

The leg length allows most standard feed system inlets and augers to be fitted under the silo. The discharge height can be adjusted as required using our full range of extension legs.

Standard equipment offers an inspection hatch with window, a manually operated shut-off slide and a steel cover.

Injection unit complete with tanker connection flange, piping, filter box and filter bag can also be supplied with the silo as standard

Optional equipment as reinforced cover, guardrails, level sensors, load cells with display, vibrators and connecting pieces for augers and feed system inlets can be delivered.

Applications:

The BM modular silo is the perfect choice for bulk storage of cereals, granulates, meal feed, pellets and more.



**All our silos are industrial design protected*

**All rights reserved*



Product assortment:

Measurements mm	Height m	Contents m ³	Load metre	Indicative installation hours for 2 persons
1050 x 1050	1.27 - 5.04	0.14 - 3.40	0.50	3.5 - 9.5
1300 x 1300	1.39 - 5.04	0.18 - 4.56	0.81	3.4 - 10
1550 x 1550	1.57 - 5.34	0.50 - 8.24	0.93	3.5 - 12
2050 x 2050	1.80 - 10.88	1.23 - 35.56	1.00	6 - 17
2550 x 2550	2.05 - 12.02	2.45 - 60.91	1.60 - 2.65	7 - 24
3000 x 3000	2.06 - 12.40	4.06 - 86.35	2.10 - 3.15	7 - 36.5
3546 x 3546	2.71 - 9.64	6.40 - 80.10	3.70	11 - 42





03 HD Modular Silo - *with the optimum hopper cone*

The 60° cone is without inner stiffeners, easy to assembly and provide the optimum discharge of the silo.

Galvanised sections (Z275) provide long-life durability, ensuring good internal hygiene and optimum silo discharge. The panels can resist high-pressure cleaning.

The modular system is flexible, providing various combinations and the sections are ready for easy on-site assembly. Installation in existing buildings is easy, as all silo parts can pass through a standard doorway.

Injection unit complete with connection flange, piping, filter box and filter bag can be supplied with the silo or easily fitted later.

The hopper cone is standard available with an angle of 60°, which is the perfect choice for materials as mixed feed and soybean meal. The discharge flange is 500x500 mm and have two shut-off slides measuring 250x500mm. The hopper can also be delivered in 45° on request.

The leg length allows most standard feed system inlets and augers to be fitted under the silo. The discharge height can be adjusted as required using our full range of extension legs.

Standard equipment offers an inspection hatch with window, a manually operated shut-off slide and a steel cover.


Optional equipment as reinforced cover, guardrails, level sensors, load cells with display, vibrators and connecting pieces for augers and feed system inlets can be delivered.

Applications:

The BM HD modular silo is the perfect choice for bulk storage of cereals, granulates, meal feed, pellets and more.



**All our silos are industrial design protected
All rights reserved



Product assortment:

Measurements mm	Height m	Contents m ³	Load metre	Indicative installation hours for 2 persons
2700 x 2700	2.56 - 8.86	4.21 - 42.01	2.70	7 - 24
3140 x 3140	2.94 - 9.87	7.00 - 65.19	3.20	7 - 36.5



04 Outdoor Modular Silo - for severe conditions

Galvanised sections offer long-life durability, ensuring good internal hygiene and optimum silo discharge. The panels can resist high-pressure cleaning. The silos are also available in stainless steel.

All of the silo's side panels have external flanges with downfolded edges that seals the horizontal joints. The flanges and the heavy duty rubber filler strips ensure that the silo is completely sealed.

45° roof with an efficient cyclone and injection pipe is standard. The cyclone top venting unit is protected by a rain cap. The silo is also available without the injection system, when filled using mechanical conveying systems.

The bottom cone is available with two different angles. The 45° cone is suitable for easy-flowing materials. The discharge flange is 300x300 mm and supplied with one shut-off slide. The 60° cone is ideal for materials with flow challenges. The discharge flange is 500x500mm and has two 250x500mm shut-off slides.

By using the two outlets alternately you can ensure that old materials are never left behind in the silo.

The leg length can be adapted to allow most feed system inlets and augers to be fitted under the silo. The discharge height can be adjusted as required through our full range of extension legs.

Standard equipment - Injection pipe, injection connection flange, cyclone with rain cap or vent pipe, inspection door with window, manually operated shut-off slide and expansion bolts for fastening to the base.

Applications:

BM Outdoor Modular Silo is the perfect choice for bulk storage of your dry materials such as wheat, barley, oats, meal feed or pellets.



**All our silos are industrial design protected
All rights reserved



Product assortment:

Measurements mm	Height m	Contents m ³	Load metre	Indicative installation hours for 2 persons
2550 x 2550	2.95 - 13.30	4.90 - 59.58	1.60 - 2.65	9.5 - 27.5
3000 x 3000	3.31- 14.13	8.06 - 85.06	2.10 - 3.15	9.5 - 38

Other silo sizes and models can be delivered for outdoor conditions on request.



05 Clean Silo - when residues are a challenge

The container is without inner stiffeners. All the bolts and nuts are mounted externally, offering full discharge and preventing foreign objects to interfere with the material flow.

Galvanised - all panel sections are galvanised to ensure long life durability. The smooth steel panels ensure good internal hygiene and optimum silo discharge. The panels are resistant to high-pressure cleaning.

The modular system provides a wide range of combinations which can easily be adapted to your needs and space. Each module is made of metal sheets, easy to install on-site. Additional sections can be added to increase the volume.

Installation in existing buildings is easy, as all silo parts can pass through a standard doorway.

The bottom cone of C-100, C-125 and C-150 is 60° with an outlet flange of 300x300mm. C-200, C-250 and C-300 are available with 45° and 60° cone. Outlet flange is 300x300 by 45° cone and 500x500 by 60° cone.

Standard equipment – The Clean Silos are supplied with a split steel cover which ensures easy connection to filling equipment in the center of the cover.

Optional equipment as motorized slide gate, injection unit, level sensors, load cells with display, vibrators and connecting pieces for augers and feed system inlets can be offered.

Applications:

The Clean Silo is a generation of silos, created with the purpose to cover different needs in the market, offering an efficient and optimised discharge of the silo with no residues left behind.



**All our silos are industrial design protected*

**All rights reserved*



Clean Silo 100 - 150



Clean Silo 200 - 300

Product assortment for Clean 100 -150/ 200 - 300

Measurements mm	Height m	Contents m ³	Load metre	Indicative installation hours for 2 persons
1080 x 1080	1.25 - 6.05	0.25- 4.65	0.50	3.5 - 9.5
1330 x 1330	1.25 - 6.05	0.5- 7.46	0.81	3.5 - 10
1580 x 1580	1.55- 6.35	0.87 - 10.95	0.93	3.5 - 12

Measurements mm	Height m	Contents m ³	Load metre	Indicative installation hours for 2 persons
2125 x 2125	1.79 - 10.68	1.23- 34.91	1.26	6 - 21
2711 x 2711	2.05 - 8.85	2.45- 42.01	1.77	7 - 26
3147 x 3147	2.06 - 10.26	4.02 - 66.93	2.10 - 3.15	7 - 32

06 Mineral Silo - *the solid one*

Hot-dip galvanised long-lasting metal sheets sections are standard in this silo. The smooth steel plates ensure excellent hygiene and optimum emptying of the silo. A high-pressure cleaner can be used for cleaning the plates. The silo is also available in stainless steel.

The modular system guarantees a high level of adaptability through a wide range of combinations improving space issues, and are easy to assemble on site.

Installation in existing buildings is smooth as all parts of the silo can pass a standard door opening.

The bottom cone is available with a 60° inclination and with full-height partition walls. The outlet measures 300x300mm and has two slide gates in stainless steel of 150x300mm. By using the two slides in turn, you can ensure a full discharge of your material.

The leg length is adapted to allow most augers to be installed below the silo. Silos with other outlet heights can be delivered on request.

Standard equipment – the silo is supplied with an inspection hatch in the cover, manually operated slide gate, a steel cover and complete injection with tanker flange, pipes, filter box and filter bag.

Accessories such as level sensor, vibrator and transitions for lift stations and auger inlets can be ordered.

Applications:

The Mineral silo is designed for storage of powders and granules with a density of up to 1100 kg/m³.



**All our silos are industrial design protected*

**All rights reserved*



Product assortment:

Measurements mm	Height m	Contents m ³	Load metre	Indicative installation hours for 2 persons
1600 x 1600	2.20 - 5.20	2.17 - 9.12	1.26	7 - 17
2018 x 2018	2.84 - 5.39	4.69 - 13.65	1.26	7 - 17



07 Auger Silo - for difficult materials

The **auger silo** is modular and share not only components with the BM Modular silo, but also advantages such as long service life, galvanized plate sections, many combination options and good hygiene.

Installation in existing buildings is easy as all parts of the silo can pass through a standard door opening.

The **trough auger** is open along the section length. The auger flight has two different pitches to allow uniform discharge.

The Q-16 outlet of the trough auger is located outside the silo, so that the contents only flow when the auger is running. The auger is powered by a heavy duty worm gear motor, operating at a standard speed of 93 RPM. A wide range of worm gear motors allows you to change the auger capacity.

The **agitator** can be mounted for particularly difficult materials. A separate worm gear motor is driving the Agitator making sure that the agitator only runs when necessary.

The **leg length** has been adjusted to allow trough augers and screw conveyors to be mounted under the silo discharge. Naturally, the outlet height can be changed as required using our wide range of extension legs.

Standard equipment - the auger discharge silo is supplied with an inspection door, inspection glass, steel cover and trough auger with worm gear motor. The silo can also as standard be supplied with injection unit complete with tanker lorry connection flange, piping, filter box and filter bag.

Optional equipment as agitator, level sensors, vibrators and connecting pieces for augers and feed system inlets, etc can be ordered.

Applications:

Auger discharge silo allows optimum emptying efficiency of light materials that often cause bridging. The system is designed with two different pitches to allow uniform discharge.



**All our silos are industrial design protected
All rights reserved



Product assortment:

Measurements mm	Height m	Contents m ³	Load metre	Indicative installation hours for 2 persons
1050 x 1050	1.39 - 4.91	0.34 - 3.50	0.50	5 - 11
1300 x 1300	1.52 - 5.04	0.46 - 5.50	0.81	5 - 12
1550 x 1550	1.94 - 5.46	1.27 - 8.67	0.93	5 - 13
2050 x 2050	2.28 - 5.82	3.15 - 16.55	1.00	7 - 18.5
2550 x 2550	2.68 - 7.72	6.29 - 36.53	1.60 - 2.65	9 - 25
3000 x 3000	3.05 - 8.09	10.47 - 52.79	2.10 - 3.15	9 - 32





08 Accessories - *adaptation to your needs*

We offer a wide range of silo accessories that allow to designing a silo solution in accordance with your project needs. All our BM's features are designed to offer unmatched durability and a trouble-free performance to your silos.

- Pipes
- Clips
- Outlets
- Tanker flanges
- Cyclone
- Inlets
- Inspection door
- Slide gates
- Bends
- Ladder, catwalk and guardrail
- Display
- Cables
- Load cells
- Levels control
- Vibrators
- Transitions
- Cover plates
- Sealer
- Diverters with motor and auxiliary switch
- Filter bags

* For a detailed description of your desired features, please check our silo catalogue or contact our sales team.



Our sales team with many years of professional experience



Claus Martinsen
Owner & CEO
claus@bmsilo.com
+45 96 13 50 09



Carsten D. Kristensen
Area Sales Manager
carsten@bmsilo.com
+45 96 13 50 03



Mia Quade Kristensen
Area Sales Manager
mia@bmsilo.com
+45 96 13 50 60



James Olsen
Export Area Manager
james@bmsilo.com
+45 96 13 50 67



Jacob Lillelund
Export Area Manager
jl@bmsilo.com
+45 96 13 50 06



Jeannette Witte-Pedersen
Sales assistant
j@bmsilo.com
+45 96 13 50 02

